


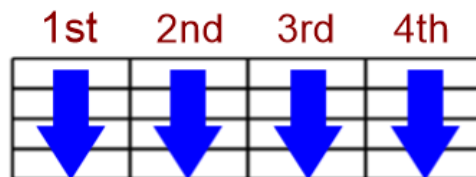
Spalding OAMS WPA Support Material



Third Grade- Tests 1 & 2

Use these assessment supports while administering Written Phonogram Assessments (WPA) monthly to the class.

- ✓ Print one copy of “WPA Teacher Support” for teacher reference.
- ✓ Print a class set of “WPA Student Assessment Form”.
 - Follow procedure within OAMS User’s Guide.
 - Follow WPA procedures going **DOWN** the first column (even if the phonograms go onto the back of the page) of *WPA Teacher Support* page. Repeat the process for all remaining columns.
 - The teacher grades students’ WPA using the key provided.
 - The teacher analyzes student handwriting for future handwriting focuses.
 - The teacher inputs data into OAMS.



Gray areas are not tested.

| Phonogram | # | Phonogram | # | Phonogram | # | Phonogram | # |
|-----------|----|-----------|----|-----------|----|-----------|----|
| a | 1 | c | 2 | d | 3 | f | 4 |
| g | 5 | o | 6 | s | 7 | qu | 8 |
| b | 9 | e | 10 | h | 11 | i | 12 |
| j | 13 | k | 14 | l | 15 | m | 16 |
| n | 17 | p | 18 | r | 19 | t | 20 |
| u | 21 | v | 22 | w | 23 | x | 24 |
| y | 25 | z | 26 | sh | 27 | ee | 28 |
| th | 29 | ow | 30 | ou | 31 | oo | 32 |
| ch | 33 | ar | 34 | ay | 35 | ai | 36 |
| oy | 37 | oi | 38 | er | 39 | ir | 40 |
| ur | 41 | wor | 42 | ear | 43 | ng | 44 |
| ea | 45 | aw | 46 | au | 47 | or | 48 |
| ck | 49 | wh | 50 | ed | 51 | ew | 52 |
| ui | 53 | oa | 54 | gu | 55 | ph | 56 |
| ough | 57 | oe | 58 | ey | 59 | igh | 60 |
| kn | 61 | gn | 62 | wr | 63 | ie | 64 |
| dge | 65 | ei | 66 | eigh | 67 | ti | 68 |
| si | 69 | ci | 70 | tch | 71 | eo | 72 |
| eau | 73 | augh | 74 | ce | 75 | gh | 76 |
| gi | 77 | our | 78 | di | 79 | cu | 80 |
| aigh | 81 | sc | 82 | ge | 83 | rh | 84 |
| eu | 85 | sci | 86 | pn | 87 | | |



Spalding Written Phonogram Assessment Form, cont'd.

| | | | |
|--|--|--|--|
| | | | |
| | | | |
| | | | |
| | | | |
| | | | |
| | | | |

Spalding WPA Student Form # 1-2 **KEY**


Name _____ Date _____

| | | | |
|----|-----|-----|----|
| a | c | d | f |
| g | o | s | qu |
| b | e | h | i |
| j | k | l | m |
| n | p | r | t |
| u | v | w | x |
| y | z | sh | ee |
| th | ow | ou | oo |
| ch | ar | ay | ai |
| oy | oi | er | ir |
| ur | wor | ear | ng |
| ea | aw | au | or |
| ck | wh | ed | ew |

Spalding WPA Student Form, cont'd. **KEY**

| | | | |
|------|------|------|-----|
| ui | oa | gu | ph |
| ough | oe | ey | igh |
| kn | gn | wr | ie |
| dge | ei | eigh | ti |
| si | ci | tch | eo |
| eau | augh | ce | gh |

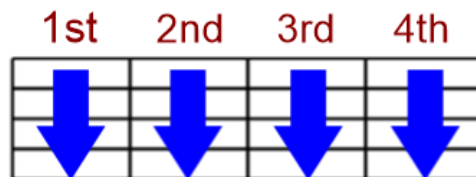
Spalding OAMS WPA Support Material



Third Grade- Test 3

Use these assessment supports while administering Written Phonogram Assessments (WPA) monthly to the class.

- ✓ Print one copy of “WPA Teacher Support” for teacher reference.
- ✓ Print a class set of “WPA Student Assessment Form”.
 - Follow procedure within OAMS User’s Guide.
 - Follow WPA procedures going **DOWN** the first column (even if the phonograms go onto the back of the page) of *WPA Teacher Support* page. Repeat the process for all remaining columns.
 - The teacher grades students’ WPA using key provided.
 - The teacher analyzes student handwriting for future handwriting focuses.
 - The teacher inputs data into OAMS.



Gray areas are not tested.

| Phonogram | # | Phonogram | # | Phonogram | # | Phonogram | # |
|-----------|----|-----------|----|-----------|----|-----------|----|
| a | 1 | c | 2 | d | 3 | f | 4 |
| g | 5 | o | 6 | s | 7 | qu | 8 |
| b | 9 | e | 10 | h | 11 | i | 12 |
| j | 13 | k | 14 | l | 15 | m | 16 |
| n | 17 | p | 18 | r | 19 | t | 20 |
| u | 21 | v | 22 | w | 23 | x | 24 |
| y | 25 | z | 26 | sh | 27 | ee | 28 |
| th | 29 | ow | 30 | ou | 31 | oo | 32 |
| ch | 33 | ar | 34 | ay | 35 | ai | 36 |
| oy | 37 | oi | 38 | er | 39 | ir | 40 |
| ur | 41 | wor | 42 | ear | 43 | ng | 44 |
| ea | 45 | aw | 46 | au | 47 | or | 48 |
| ck | 49 | wh | 50 | ed | 51 | ew | 52 |
| ui | 53 | oa | 54 | gu | 55 | ph | 56 |
| ough | 57 | oe | 58 | ey | 59 | igh | 60 |
| kn | 61 | gn | 62 | wr | 63 | ie | 64 |
| dge | 65 | ei | 66 | eigh | 67 | ti | 68 |
| si | 69 | ci | 70 | tch | 71 | eo | 72 |
| eau | 73 | augh | 74 | ce | 75 | gh | 76 |
| gi | 77 | our | 78 | di | 79 | cu | 80 |
| aigh | 81 | sc | 82 | ge | 83 | rh | 84 |
| eu | 85 | sci | 86 | pn | 87 | | |

Spalding Written Phonogram Assessment Student Form # 3

Name _____ Date _____

| | | | |
|--|--|--|--|
| | | | |
| | | | |
| | | | |
| | | | |
| | | | |
| | | | |
| | | | |
| | | | |
| | | | |
| | | | |
| | | | |
| | | | |
| | | | |
| | | | |
| | | | |

Spalding Written Phonogram Assessment Form, cont'd.

| | | | |
|--|--|--|--|
| | | | |
| | | | |
| | | | |
| | | | |
| | | | |
| | | | |
| | | | |
| | | | |

Spalding WPA Student Form # 3 **KEY**


Name _____ Date _____

| | | | |
|----|-----|-----|----|
| a | c | d | f |
| g | o | s | qu |
| b | e | h | i |
| j | k | l | m |
| n | p | r | t |
| u | v | w | x |
| y | z | sh | ee |
| th | ow | ou | oo |
| ch | ar | ay | ai |
| oy | oi | er | ir |
| ur | wor | ear | ng |
| ea | aw | au | or |
| ck | wh | ed | ew |

Spalding WPA Student Form, cont'd. **KEY**

| | | | |
|------|------|------|-----|
| ui | oa | gu | ph |
| ough | oe | ey | igh |
| kn | gn | wr | ie |
| dge | ei | eigh | ti |
| si | ci | tch | eo |
| eau | augh | ce | gh |
| gi | our | | |

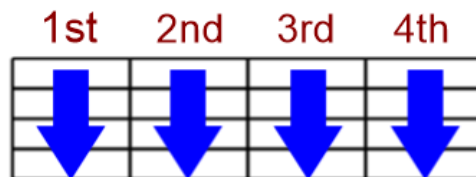
Spalding OAMS WPA Support Material



Third Grade- Test 4-7

Use these assessment supports while administering Written Phonogram Assessments (WPA) monthly to the class.

- ✓ Print one copy of “WPA Teacher Support” for teacher reference.
- ✓ Print a class set of “WPA Student Assessment Form”.
 - Follow procedure within OAMS User’s Guide.
 - Follow WPA procedures going DOWN the first column (even if the phonograms go onto the back of the page) of *WPA Teacher Support* page. Repeat the process for all remaining columns.
 - The teacher grades students’ WPA using the key provided.
 - The teacher analyzes student handwriting for future handwriting focuses.
 - The teacher inputs data into OAMS.



Gray areas are not tested.

| Phonogram | # | Phonogram | # | Phonogram | # | Phonogram | # |
|-----------|----|-----------|----|-----------|----|-----------|----|
| a | 1 | c | 2 | d | 3 | f | 4 |
| g | 5 | o | 6 | s | 7 | qu | 8 |
| b | 9 | e | 10 | h | 11 | i | 12 |
| j | 13 | k | 14 | l | 15 | m | 16 |
| n | 17 | p | 18 | r | 19 | t | 20 |
| u | 21 | v | 22 | w | 23 | x | 24 |
| y | 25 | z | 26 | sh | 27 | ee | 28 |
| th | 29 | ow | 30 | ou | 31 | oo | 32 |
| ch | 33 | ar | 34 | ay | 35 | ai | 36 |
| oy | 37 | oi | 38 | er | 39 | ir | 40 |
| ur | 41 | wor | 42 | ear | 43 | ng | 44 |
| ea | 45 | aw | 46 | au | 47 | or | 48 |
| ck | 49 | wh | 50 | ed | 51 | ew | 52 |
| ui | 53 | oa | 54 | gu | 55 | ph | 56 |
| ough | 57 | oe | 58 | ey | 59 | igh | 60 |
| kn | 61 | gn | 62 | wr | 63 | ie | 64 |
| dge | 65 | ei | 66 | eigh | 67 | ti | 68 |
| si | 69 | ci | 70 | tch | 71 | eo | 72 |
| eau | 73 | augh | 74 | ce | 75 | gh | 76 |
| gi | 77 | our | 78 | di | 79 | cu | 80 |
| aigh | 81 | sc | 82 | ge | 83 | rh | 84 |
| eu | 85 | sci | 86 | pn | 87 | | |



Spalding Written Phonogram Assessment Form, cont'd.

| | | | |
|--|--|--|--|
| | | | |
| | | | |
| | | | |
| | | | |
| | | | |
| | | | |
| | | | |
| | | | |

Spalding WPA Student Form #4-7 **KEY**


Name _____ Date _____

| | | | |
|----|-----|-----|----|
| a | c | d | f |
| g | o | s | qu |
| b | e | h | i |
| j | k | l | m |
| n | p | r | t |
| u | v | w | x |
| y | z | sh | ee |
| th | ow | ou | oo |
| ch | ar | ay | ai |
| oy | oi | er | ir |
| ur | wor | ear | ng |
| ea | aw | au | or |
| ck | wh | ed | ew |

Spalding WPA Student Form, cont'd. **KEY**

| | | | |
|------|------|------|-----|
| ui | oa | gu | ph |
| ough | oe | ey | igh |
| kn | gn | wr | ie |
| dge | ei | eigh | ti |
| si | ci | tch | eo |
| eau | augh | ce | gh |
| gi | our | di | cu |

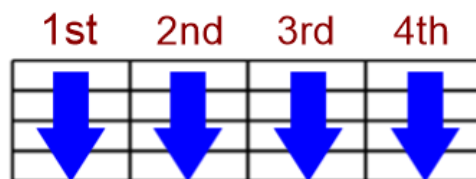
Spalding OAMS WPA Support Material



Third Grade- Test 8-9

Use these assessment supports while administering Written Phonogram Assessments (WPA) monthly to the class.

- ✓ Print one copy of “WPA Teacher Support” for teacher reference.
- ✓ Print a class set of “WPA Student Assessment Form”.
 - Follow procedure within OAMS User’s Guide.
 - Follow WPA procedures going DOWN the first column (even if the phonograms go onto the back of the page) of *WPA Teacher Support* page. Repeat the process for all remaining columns.
 - The teacher grades students’ WPA using the key provided.
 - The teacher analyzes student handwriting for future handwriting focuses.
 - The teacher inputs data into OAMS.



Gray areas are not tested.

| Phonogram | # | Phonogram | # | Phonogram | # | Phonogram | # |
|-----------|----|-----------|----|-----------|----|-----------|----|
| a | 1 | c | 2 | d | 3 | f | 4 |
| g | 5 | o | 6 | s | 7 | qu | 8 |
| b | 9 | e | 10 | h | 11 | i | 12 |
| j | 13 | k | 14 | l | 15 | m | 16 |
| n | 17 | p | 18 | r | 19 | t | 20 |
| u | 21 | v | 22 | w | 23 | x | 24 |
| y | 25 | z | 26 | sh | 27 | ee | 28 |
| th | 29 | ow | 30 | ou | 31 | oo | 32 |
| ch | 33 | ar | 34 | ay | 35 | ai | 36 |
| oy | 37 | oi | 38 | er | 39 | ir | 40 |
| ur | 41 | wor | 42 | ear | 43 | ng | 44 |
| ea | 45 | aw | 46 | au | 47 | or | 48 |
| ck | 49 | wh | 50 | ed | 51 | ew | 52 |
| ui | 53 | oa | 54 | gu | 55 | ph | 56 |
| ough | 57 | oe | 58 | ey | 59 | igh | 60 |
| kn | 61 | gn | 62 | wr | 63 | ie | 64 |
| dge | 65 | ei | 66 | eigh | 67 | ti | 68 |
| si | 69 | ci | 70 | tch | 71 | eo | 72 |
| eau | 73 | augh | 74 | ce | 75 | gh | 76 |
| gi | 77 | our | 78 | di | 79 | cu | 80 |
| aigh | 81 | sc | 82 | ge | 83 | rh | 84 |
| eu | 85 | sci | 86 | pn | 87 | | |



Spalding Written Phonogram Assessment Form, cont'd.

| | | | |
|--|--|--|--|
| | | | |
| | | | |
| | | | |
| | | | |
| | | | |
| | | | |
| | | | |
| | | | |
| | | | |
| | | | |

Spalding WPA Student Form #8-9 **KEY**

Name _____ Date _____

| | | | |
|----|-----|-----|----|
| a | c | d | f |
| g | o | s | qu |
| b | e | h | i |
| j | k | l | m |
| n | p | r | t |
| u | v | w | x |
| y | z | sh | ee |
| th | ow | ou | oo |
| ch | ar | ay | ai |
| oy | oi | er | ir |
| ur | wor | ear | ng |
| ea | aw | au | or |
| ck | wh | ed | ew |

Spalding WPA Student Form, cont'd. **KEY**

| | | | |
|------|------|------|-----|
| ui | oa | gu | ph |
| ough | oe | ey | igh |
| kn | gn | wr | ie |
| dge | ei | eigh | ti |
| si | ci | tch | eo |
| eau | augh | ce | gh |
| gi | our | di | cu |
| aigh | sc | ge | |