


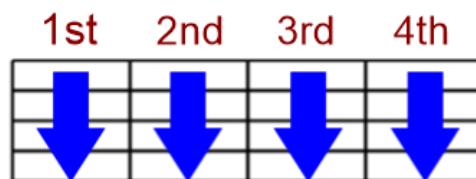
Spalding OAMS WPA Support Material



First Grade- Tests 1 & 2

Use these assessment supports while administering Written Phonogram Assessments (WPA) monthly to the class.

- ✓ Print one copy of “WPA Teacher Support” for teacher reference.
- ✓ Print a class set of “WPA Student Assessment Form”.
 - Follow procedure within OAMS User’s Guide.
 - Follow WPA procedures going **DOWN** the first column (even if the phonograms go onto the back of the page) of *WPA Teacher Support* page. Repeat the process for all remaining columns.
 - The teacher grades students’ WPA using the key provided.
 - The teacher analyzes student handwriting for future handwriting focuses.
 - The teacher inputs data into OAMS.



First Grade assessment #1 begins at Week 4. Gray areas are not tested.


Phonogram	#	Phonogram	#	Phonogram	#	Phonogram	#
a	1	c	2	d	3	f	4
g	5	o	6	s	7	qu	8
b	9	e	10	h	11	i	12
j	13	k	14	l	15	m	16
n	17	p	18	r	19	t	20
u	21	v	22	w	23	x	24
y	25	z	26	sh	27	ee	28
th	29	ow	30	ou	31	oo	32
ch	33	ar	34	ay	35	ai	36
oy	37	oi	38	er	39	ir	40
ur	41	wor	42	ear	43	ng	44
ea	45	aw	46	au	47	or	48
ck	49	wh	50	ed	51	ew	52
ui	53	oa	54	gu	55	ph	56
ough	57	oe	58	ey	59	igh	60
kn	61	gn	62	wr	63	ie	64
dge	65	ei	66	eigh	67	ti	68
si	69	ci	70	tch	71	eo	72
eau	73	augh	74	ce	75	gh	76
gi	77	our	78	di	79	cu	80
aigh	81	sc	82	ge	83	rh	84
eu	85	sci	86	pn	87		

Spalding WPA Student Form # 1-2 **KEY**

Name _____ Date _____

a	c	d	f
g	o	s	qu
b	e	h	i
j	k	l	m
n	p	r	t
u	v	w	x
y	z	sh	ee
th	ow	ou	oo
ch	ar	ay	ai
oy	oi	er	ir
ur	wor	ear	ng
ea	aw	au	or
ck	wh	ed	ew
ui	oa	gu	

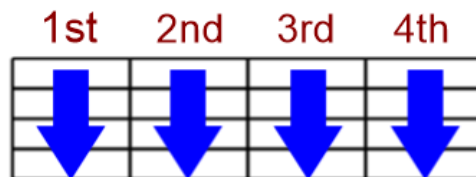
Spalding OAMS WPA Support Material



First Grade- Test 3 & 4

Use these assessment supports while administering Written Phonogram Assessments (WPA) monthly to the class.

- ✓ Print one copy of “WPA Teacher Support” for teacher reference.
- ✓ Print a class set of “WPA Student Assessment Form”.
 - Follow procedure within OAMS User’s Guide.
 - Follow WPA procedures going **DOWN** the first column (even if the phonograms go onto the back of the page) of *WPA Teacher Support* page. Repeat the process for all remaining columns.
 - The teacher grades students’ WPA using key provided.
 - The teacher analyzes student handwriting for future handwriting focuses.
 - The teacher inputs data into OAMS.



Gray areas are not tested.

Phonogram	#	Phonogram	#	Phonogram	#	Phonogram	#
a	1	c	2	d	3	f	4
g	5	o	6	s	7	qu	8
b	9	e	10	h	11	i	12
j	13	k	14	l	15	m	16
n	17	p	18	r	19	t	20
u	21	v	22	w	23	x	24
y	25	z	26	sh	27	ee	28
th	29	ow	30	ou	31	oo	32
ch	33	ar	34	ay	35	ai	36
oy	37	oi	38	er	39	ir	40
ur	41	wor	42	ear	43	ng	44
ea	45	aw	46	au	47	or	48
ck	49	wh	50	ed	51	ew	52
ui	53	oa	54	gu	55	ph	56
ough	57	oe	58	ey	59	igh	60
kn	61	gn	62	wr	63	ie	64
dge	65	ei	66	eigh	67	ti	68
si	69	ci	70	tch	71	eo	72
eau	73	augh	74	ce	75	gh	76
gi	77	our	78	di	79	cu	80
aigh	81	sc	82	ge	83	rh	84
eu	85	sci	86	pn	87		

Spalding Written Phonogram Assessment Form, cont'd.

Spalding WPA Student Form # 3-4 **KEY**


Name _____ Date _____

a	c	d	f
g	o	s	qu
b	e	h	i
j	k	l	m
n	p	r	t
u	v	w	x
y	z	sh	ee
th	ow	ou	oo
ch	ar	ay	ai
oy	oi	er	ir
ur	wor	ear	ng
ea	aw	au	or
ck	wh	ed	ew

Spalding Written Phonogram Assessment Form, cont'd.

ui	oa	gu	ph
ough	oe	ey	igh
kn	gn	wr	ie
dge	ei	eigh	ti
si	ci		

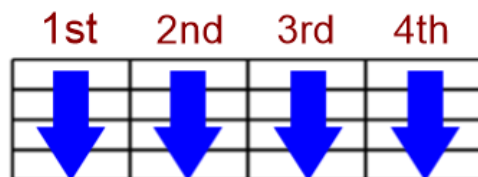
Spalding OAMS WPA Support Material



First Grade- Test 5-9

Use these assessment supports while administering Written Phonogram Assessments (WPA) monthly to the class.

- ✓ Print one copy of “WPA Teacher Support” for teacher reference.
- ✓ Print a class set of “WPA Student Assessment Form”.
 - Follow procedure within OAMS User’s Guide.
 - Follow WPA procedures going **DOWN** the first column (even if the phonograms go onto the back of the page) of *WPA Teacher Support* page. Repeat the process for all remaining columns.
 - The teacher grades students’ WPA using the key provided.
 - The teacher analyzes student handwriting for future handwriting focuses.
 - The teacher inputs data into OAMS.



Gray areas are not tested.

Phonogram	#	Phonogram	#	Phonogram	#	Phonogram	#
a	1	c	2	d	3	f	4
g	5	o	6	s	7	qu	8
b	9	e	10	h	11	i	12
j	13	k	14	l	15	m	16
n	17	p	18	r	19	t	20
u	21	v	22	w	23	x	24
y	25	z	26	sh	27	ee	28
th	29	ow	30	ou	31	oo	32
ch	33	ar	34	ay	35	ai	36
oy	37	oi	38	er	39	ir	40
ur	41	wor	42	ear	43	ng	44
ea	45	aw	46	au	47	or	48
ck	49	wh	50	ed	51	ew	52
ui	53	oa	54	gu	55	ph	56
ough	57	oe	58	ey	59	igh	60
kn	61	gn	62	wr	63	ie	64
dge	65	ei	66	eigh	67	ti	68
si	69	ci	70	tch	71	eo	72
eau	73	augh	74	ce	75	gh	76
gi	77	our	78	di	79	cu	80
aigh	81	sc	82	ge	83	rh	84
eu	85	sci	86	pn	87		

Spalding Written Phonogram Assessment Form, cont'd.

Spalding WPA Student Form # 5-9 **KEY**

Name _____ Date _____

a	c	d	f
g	o	s	qu
b	e	h	i
j	k	l	m
n	p	r	t
u	v	w	x
y	z	sh	ee
th	ow	ou	oo
ch	ar	ay	ai
oy	oi	er	ir
ur	wor	ear	ng
ea	aw	au	or
ck	wh	ed	ew

Spalding WPA Student Form, cont'd. **KEY**

ui	oa	gu	ph
ough	oe	ey	igh
kn	gn	wr	ie
dge	ei	eigh	ti
si	ci	tch	eo