

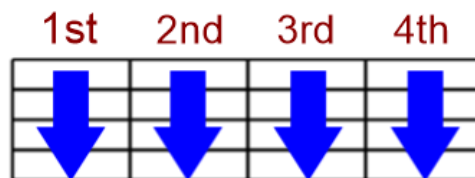
Spalding OAMS OPA Support Material



First Grade- Tests 1 & 2

These assessment supports are to be used while administering Oral Phonogram Assessments (OPA) to individual students.

- ✓ Print one copy of “OPA Teacher Support” for teacher reference.
- ✓ Print one copy of “OPA Student Support” to use for whole class.
 - Follow procedure within OAMS User’s Guide.
 - The student sounds each phonogram going **DOWN** the first column of *OPA Student Support* page, then repeats the process for all remaining columns.
 - The teacher selects any missed phonograms (i.e., mispronunciations, hesitations, incorrect order) within OAMS.



- ✓ **TIP:** If student is having difficulty tracking, provide a guide/cover (ex: ruler, blank piece of paper) to cover phonograms student is not currently sounding.

OPA Teacher Support

87 Phonograms Testing Order

Assessments #1-2 Grade Level 1

First Grade assessment #1 begins at Week 4. Gray areas not tested.

Phonogram	#	Phonogram	#	Phonogram	#	Phonogram	#
a	1	c	2	d	3	f	4
g	5	o	6	s	7	qu	8
b	9	e	10	h	11	i	12
j	13	k	14	l	15	m	16
n	17	p	18	r	19	t	20
u	21	v	22	w	23	x	24
y	25	z	26	sh	27	ee	28
th	29	ow	30	ou	31	oo	32
ch	33	ar	34	ay	35	ai	36
oy	37	oi	38	er	39	ir	40
ur	41	wor	42	ear	43	ng	44
ea	45	aw	46	au	47	or	48
ck	49	wh	50	ed	51	ew	52
ui	53	oa	54	gu	55	ph	56
ough	57	oe	58	ey	59	igh	60
kn	61	gn	62	wr	63	ie	64
dge	65	ei	66	eigh	67	ti	68
si	69	ci	70	tch	71	eo	72
eau	73	augh	74	ce	75	gh	76
gi	77	our	78	di	79	cu	80
aigh	81	sc	82	ge	83	rh	84
eu	85	sci	86	pn	87		

OPA Student Support
First Grade – OPA #1 & 2

a	c	d	f
g	o	s	qu
b	e	h	i
j	k	l	m
n	p	r	t
u	v	w	x
y	z	sh	ee
th	ow	ou	oo
ch	ar	ay	ai
oy	oi	er	ir
ur	wor	ear	ng
ea	aw	au	or
ck	wh	ed	ew
ui	oa	gu	



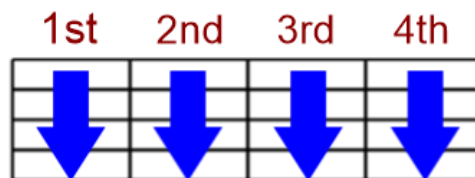
Spalding OAMS OPA Support Material



First Grade - Tests 3 & 4

These assessment supports are to be used while administering Oral Phonogram Assessments (OPA) to individual students.

- ✓ Print one copy of “OPA Teacher Support” for teacher reference.
- ✓ Print one copy of “OPA Student Support” to use for whole class.
 - Follow procedure within OAMS User’s Guide.
 - The student sounds each phonogram going **DOWN** the first column of *OPA Student Support* page, then repeats the process for all remaining columns.
 - The teacher selects any missed phonograms (i.e., mispronunciations, hesitations, incorrect order) within OAMS.



- ✓ **TIP:** If student is having difficulty tracking, provide a guide/cover (ex: ruler, blank piece of paper) to cover phonograms student is not currently sounding.

OPA Teacher Support

87 Phonograms Testing Order

Assessments #3-4 Grade Level 1

Gray areas not tested.

Phonogram	#	Phonogram	#	Phonogram	#	Phonogram	#
a	1	c	2	d	3	f	4
g	5	o	6	s	7	qu	8
b	9	e	10	h	11	i	12
j	13	k	14	l	15	m	16
n	17	p	18	r	19	t	20
u	21	v	22	w	23	x	24
y	25	z	26	sh	27	ee	28
th	29	ow	30	ou	31	oo	32
ch	33	ar	34	ay	35	ai	36
oy	37	oi	38	er	39	ir	40
ur	41	wor	42	ear	43	ng	44
ea	45	aw	46	au	47	or	48
ck	49	wh	50	ed	51	ew	52
ui	53	oa	54	gu	55	ph	56
ough	57	oe	58	ey	59	igh	60
kn	61	gn	62	wr	63	ie	64
dge	65	ei	66	eigh	67	ti	68
si	69	ci	70	tch	71	eo	72
eau	73	augh	74	ce	75	gh	76
gi	77	our	78	di	79	cu	80
aigh	81	sc	82	ge	83	rh	84
eu	85	sci	86	pn	87		

OPA Student Support
First Grade – OPA #3 & 4

a	c	d	f
g	o	s	qu
b	e	h	i
j	k	l	m
n	p	r	t
u	v	w	x
y	z	sh	ee
th	ow	ou	oo
ch	ar	ay	ai
oy	oi	er	ir
ur	wor	ear	ng
ea	aw	au	or
ck	wh	ed	ew
ui	oa	gu	ph
ough	oe	ey	igh
kn	gn	wr	ie
dge	ei	eigh	ti
si	ci		



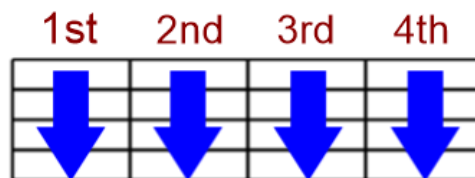
Spalding OAMS OPA Support Material



First Grade - Tests 5-9

These assessment supports are to be used while administering Oral Phonogram Assessments (OPA) to individual students.

- ✓ Print one copy of “OPA Teacher Support” for teacher reference.
- ✓ Print one copy of “OPA Student Support” to use for whole class.
 - Follow procedure within OAMS User’s Guide.
 - The student sounds each phonogram going **DOWN** the first column of *OPA Student Support* page, then repeats the process for all remaining columns.
 - The teacher selects any missed phonograms (i.e., mispronunciations, hesitations, incorrect order) within OAMS.



- ✓ **TIP:** If student is having difficulty tracking, provide a guide/cover (ex: ruler, blank piece of paper) to cover phonograms student is not currently sounding.

OPA Teacher Support

87 Phonograms Testing Order

Assessments #5-9 Grade Level 1

Gray areas not tested.

Phonogram	#	Phonogram	#	Phonogram	#	Phonogram	#
a	1	c	2	d	3	f	4
g	5	o	6	s	7	qu	8
b	9	e	10	h	11	i	12
j	13	k	14	l	15	m	16
n	17	p	18	r	19	t	20
u	21	v	22	w	23	x	24
y	25	z	26	sh	27	ee	28
th	29	ow	30	ou	31	oo	32
ch	33	ar	34	ay	35	ai	36
oy	37	oi	38	er	39	ir	40
ur	41	wor	42	ear	43	ng	44
ea	45	aw	46	au	47	or	48
ck	49	wh	50	ed	51	ew	52
ui	53	oa	54	gu	55	ph	56
ough	57	oe	58	ey	59	igh	60
kn	61	gn	62	wr	63	ie	64
dge	65	ei	66	eigh	67	ti	68
si	69	ci	70	tch	71	eo	72
eau	73	augh	74	ce	75	gh	76
gi	77	our	78	di	79	cu	80
aigh	81	sc	82	ge	83	rh	84
eu	85	sci	86	pn	87		



a	c	d	f
g	o	s	qu
b	e	h	i
j	k	l	m
n	p	r	t
u	v	w	x
y	z	sh	ee
th	ow	ou	oo
ch	ar	ay	ai
oy	oi	er	ir
ur	wor	ear	ng
ea	aw	au	or
ck	wh	ed	ew
ui	oa	gu	ph
ough	oe	ey	igh
kn	gn	wr	ie
dge	ei	eigh	ti
si	ci	tch	eo

